



ABSENCE DETAILS

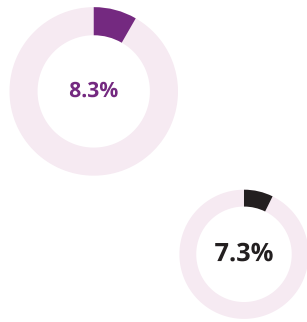
Academic Year: **2021/22** Scope: **LA** Term: **Full Year** Enrolment Status: **All** Phase **All** Key Stage/NC Year **NC Year: 7** Characteristic Group: **All**

Comparator: **National**

OVERALL ABSENCE

LA COHORT NCER NATIONAL

OVERALL ABSENCE



Gap To NCER National

+1.0%

Trend

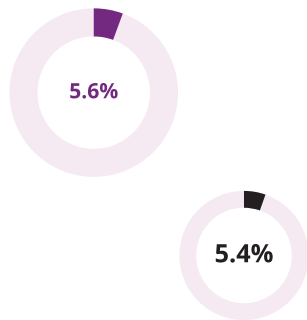
+3.2%

% Rank

75th

The percentage of sessions recorded as an absence in your LA is **8.3%**, a total of **66,642 session(s)**. Absence in your LA is **1.0% greater than** the national percentage of **7.3%**. This is also **3.2% greater than** the percentage of the previous year in your LA of **5.1%**.

AUTHORISED ABSENCE



Gap To NCER National

+0.2%

Trend

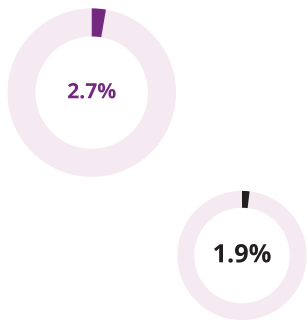
+2.0%

% Rank

54th

The percentage of sessions recorded as an authorised absence in your LA is **5.6%**, a total of **44,806 session(s)**. Authorised absence in your LA is **0.2% greater than** the national percentage of **5.4%**. This is also **2.0% greater than** the percentage of the previous year in your LA of **3.6%**.

UNAUTHORISED ABSENCE



Gap To NCER National

+0.8%

Trend

+1.1%

% Rank

59th

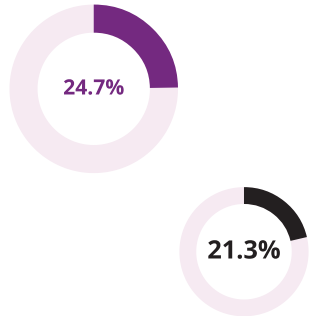
The percentage of sessions recorded as an unauthorised absence in your LA is **2.7%**, a total of **21,836 session(s)**. Unauthorised absence in your LA is **0.8% greater than** the national percentage of **1.9%**. This is also **1.1% greater than** the percentage of the previous year in your LA of **1.6%**.



PERSISTENT ABSENCE

LA COHORT NCER NATIONAL

PERSISTENT ABSENCE (10%)



Gap To NCER National

+3.4%

Trend

+13.5%

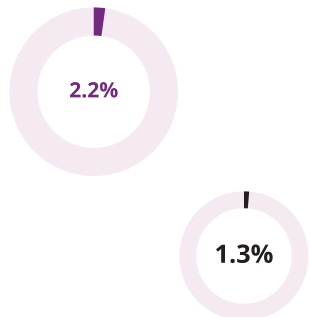
% Rank

77th

In your LA, **560 enrolment(s)** are considered to be persistent absentees. This is **24.7%** of enrolments in your LA (2,268).

The proportion of enrolments in the national that are persistently absent is **21.3%**, **3.4% lower than** your LA.

SEVERE PERSISTENT ABSENCE (50%)



Gap To NCER National

+0.9%

Trend

+1.2%

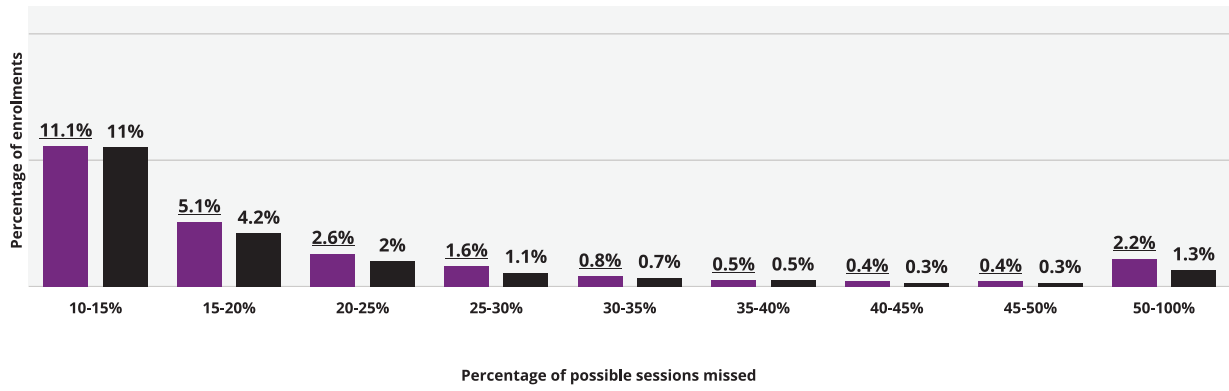
% Rank

84th

In your LA, **51 enrolment(s)** are considered to be severe persistent absentees. This is **2.2%** of enrolments in your LA (2,268).

The proportion of enrolments in the national that are severely persistently absent is **1.3%**, **0.9% lower than** your LA.

PERSISTENT ABSENCE BREAKDOWN



In your LA, the highest persistent absence group is **10-15%** with a percentage of **11.1%**, a total of **251 enrolment(s)**. This highest persistent absence group in your LA is **0.1% greater than** the national percentage of **11.0%**.



PUPIL GROUPS

OVERALL ABSENCE

AUTHORISED ABSENCE

UNAUTHORISED ABSENCE

PERSISTENT ABSENCE

SEVERE PERSISTENT ABSENCE

LA COHORT

NCER NATIONAL

View By: Pupil Group NC Year

ATTENDANCE REASON	Other Auth (C)	■ LA COHORT	■ NCER NATIONAL
--------------------------	----------------	-------------	-----------------

DISTRIBUTION

OVERALL ABSENCE

AUTHORISED ABSENCE

UNAUTHORISED ABSENCE

PERSISTENT ABSENCE

SEVERE PERSISTENT ABSENCE

PERCENTILE DISTRIBUTION FOR 33 SCHOOLS